


# DOLPHIN RETRACTABLE BANNER STAND 24"

RETRACTABLE BANNER STANDS

PRODUCT CODE: DOL24



On frame On graphic



Silver Travel Bag



LED Clamp Light (Optional)



Clamp Light (Optional)

## PRODUCT DESCRIPTION

The Dolphin Retractable Stand is our newest lightweight portable display! Named for its sleek, bottle-nosed base shape, the Dolphin was designed for versatility. Its telescopic pole allows for adjustable height, while its Velcro leader panel and clamp bar allow for changeable graphics. Comes with carry bag and graphic material choices are super flat vinyl or banner fabric.

DISPLAY DIMENSION	26" L x 8.5" W x 3" H
GRAPHIC DIMENSIONS	24" W x 85", 92" H

## GRAPHIC MATERIAL

Super Flat Vinyl	Fabric
------------------	--------

## GRAPHIC FINISHING

5" Bleed at the bottom

## DISPLAY CONSTRUCTION

Sturdy Aluminum Construction

## SHIPPING WEIGHTS & DIMENSIONS

### SINGLE BOX - 1 Unit

Shipping Weight	12 lbs (stand only) 13 lbs (frame and graphic)
Shipping Dimensions	29" H x 13" W x 5" D

### MASTER BOX - 4 Units

Shipping Weight	48 lbs (stand only) 52 lbs (frame and graphic)
Shipping Dimensions	30" H x 26" W x 11" D

## LARGE QUANTITY FREIGHT

Master Box - Freight Shipping	12 boxes per 48" L x 40" W x 71" H skids
Master Box - Freight Weight	384 lbs (frame only) 416 lbs (frame & graphic)

## GRAPHIC TURN AROUND TIME

1 business days after proof approval

## AVAILABLE ACCESSORIES

Silver Light (50 Watts)	LED Clamp Light (110 Volts)
Clamp Light (35 Watts)	

AVAILABILITY CA and PA

# DOLPHIN RETRACTABLE BANNER STAND 24"

RETRACTABLE BANNER STANDS

PRODUCT CODE: DOL24

## PARTS LIST



Qty 1 - Dolphin Stand



Qty 1 - Clamp Bar



Qty 1 - Telescopic Support Pole



Qty 1 - Silver Travel Bag

# DOLPHIN RETRACTABLE BANNER STAND 24"

RETRACTABLE BANNER STANDS

PRODUCT CODE: DOL24


## SET UP INSTRUCTIONS

### Prepare Banner Stand



a. Remove Dolphin Roll Up Stand out of bag.

### Install Telescopic Pole



a. Assemble telescopic pole.




b. Insert telescopic pole into hole of the base stand.

### Pull Up Banner



a. Pull banner out of base.



b. Attach telescopic pole to the clamp bar.  
Adjust pole to desired height.



c. Complete stand.